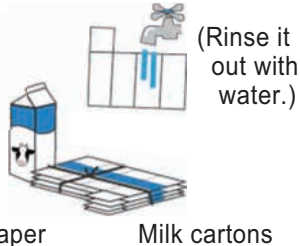


## Resource recovery

### Paper

Separate them into (newspapers, magazines/ miscellaneous paper/cardboard, and milk cartons) and bind them crosswise before disposal.



### Fabrics

Bind them or use a transparent bag for disposal.

#### Clothes

\*Dispose of futons and blankets as non-burnable garbage.

\*Dispose of leather products, underwear, socks and other similar items as burnable garbage.



### Steel cans

Juice cans / food cans / Cookie tins, etc.



\*Steel cans have this mark

### Aluminum

Beer cans / Juice cans, etc.



\*Aluminum cans have this mark

### Spray cans

Portable gas cylinders / spray cans



### One-way bottles

Clear



Brown



Others



(Drink bottles, etc.)

Juice bottles, coffee bottles and other similar items except returnable bottles. Separate them into 3 kinds of bottles (clear, brown and other colors) and take off the lids and directly dispose of them in each container. (Dispose of cosmetic and oil bottles as non-burnable garbage)

### Returnable bottles



One bottle (1.8 liter)/Beer bottles/ Juice bottles/Whiskey bottles, etc. Remove the lid and directly dispose of the bottle in the container.

### Used tempura oil

\*Pour the oil in a clear and transparent plastic bottle and tighten the cap (screw type).

## Illegal dumping measures

Illegal dumping is a malicious “crime.”

### What is illegal dumping?


Illegal dumping is discarding of waste on a road, in the mountains or on another person's land. Littering of empty cans, plastic bottles and cigarette butts is also “illegal dumping.” Environmental degradation and damage to public health caused by illegal dumping is a major social problem.

### Punishment for illegal dumping

When you illegally dump waste, you may be imprisoned for up to 5 years or fined up to 10 million yen (when a business illegally dumps industrial waste, it can be fined up 300 million yen) according to “Waste Management and Public Cleansing Law.”

### Illegal dumping on your own land

When waste is illegally dumped on your own land and the illegal dumper cannot be determined, the land owner or manager must remove the waste (according to Article 5 (Maintaining Cleanliness), Waste Management and Public Cleansing Law). Take measures to prevent illegal dumping (fence off your land, set up a sign, etc.).



# Onomichi City Garbage Separation Guidebook

(For Onomichi, Mitsugi and Mukaishima areas)



### Garbage reduction and recycle

In 20xx, Onomichi overflows with garbage and global warming continues to worsen, resulting in a serious crisis. Now, Onomichi's 5 heroes take action. They are known as... **Separation Force Eco Rangers!**

## Points to note when taking out garbage

\*Take out your garbage by

**a.m.** on the designated collection day.

- The amount of garbage that can be disposed of at one time is up to **2 garbage bags (per 45L)**. When disposing of large amounts of garbage, directly bring the garbage to the Clean Center.
- Completely drain any excess liquid from garbage.
- Cover sharp-pointed items such as bamboo skewers, rose thorns and crab claws with paper or a similar item before disposal.
- Any garbage more than 50 cm in size is considered large-sized garbage. Do not take this sized garbage to the garbage collection station. Directly bring it to the Clean Center or ask the center to collect the garbage by phone.

## 4R Activity “4R” stands for 4 keywords.

**Refuse · Reduce · Reuse · Recycle**

**Onomichi City Cleaning Office** 1-220-75 Chojabara, Onomichi City 722-0221

Tel: 0848-48-2900 Fax: 0848-48-2820

URL: <http://www.city.onomichi.hiroshima.jp>





# Burnable garbage

Use a transparent / semitransparent bag

## Kitchen waste, raw garbage (vegetables, etc.)



(Drain any excess liquid from raw garbage)

## Plants, leaves



(50 cm or less in length and 10 cm or less in diameter (thickness))

(For large quantities, bring them to the Clean Center or ask an authorized disposer to collect)

## Bamboo skewers, chopsticks, etc. **Danger!**



(For sharp-pointed items, break off the tips or cover the items with paper before disposal)

## Paper cups



## Disposable warmers



## Shells



## Medicine/Ointments



## Compresses



## Refrigerants

## Plastic wrap



## Stuffed toys

## Leather items

(Dispose of artificial leather as non-burnable garbage)

Leather bags

Leather shoes

Belts

Gloves



## Container packaging plastics that cannot be cleaned

Oil containers

Dressing containers



Wasabi paste tubes, etc.

Mayonnaise containers  
Ketchup containers

## Disposable diapers (including adult diapers)



## Underwear



(Dispose of human waste in a toilet)

1.



For example, a carpet...

2.



Cut into small pieces,

3. 50cm



Reduce the size of each piece to 50 cm or less, and

4.

Take out on the **burnable garbage** collection day.



5.

Even the **non-burnable garbage/ large-sized garbage** can be taken out to the garbage collection station free of charge if the size is reduced to 50 cm or less.

Separate it from other garbage and take it in a transparent bag and take it out on non-burnable garbage collection day.

## Gas lighters



## Dry cell batteries



## Cassette tapes



## Videotapes



(Completely empty lighter it before disposal)

\*Eco Ranger information

# Plastic bottles

Use a transparent bag



- A plastic bottle is a container with the mark PET.
- Remove the lid and label and rinse it out with water lightly.
- For plastic bottles containing oil or sauce, empty each bottle and take them out on **burnable garbage** collection day.


## Plastic bottles (for water, juice, seasoning, etc.)

with the mark PET.



# Container packaging plastics

Use a transparent bag



## Items containing something

\*Please confirm that the identification mark is displayed on the outer case, etc.

## Plastic bottles / Refillable containers



## Plastic shopping bags



## Tofu containers



## Natto containers



## Egg cartons



## Instant noodle cups, etc.



## Food containers (lunchboxes)



## Trays




## Foam polystyrene containers



## Cushions



## Plastic snack bags and frozen food bags



## Items that pack products

## Packaging films



## Pill packages



## Plastic bottle lids / Plastic bottle labels



- Container packaging plastics are an "unnecessary plastic/vinyl container/bag/package after the item in it is eaten or used."
- **No double bags** ... Do not lump together small bags containing container packaging plastics into one big bag.
- Empty it and rinse it out before disposal.



It will be **recycled**.



# Non-burnable garbage

Use a transparent bag

## Toys



## Microwaves



## Gas cooking stoves



## Frying pans/ Kettles



## Food containers/ Containers (Plastics/Metals)




## Oil cans/ Bottles



## Electric fans



## Kitchen knives/ Razors



(\*Wrap the blade with circular newspaper, etc.)

## Boots



## Futons / Blankets / Curtains



(\*Bind them crosswise before disposal)

## Stoves

